

































MERIDIAN TOOTH CHART- MERIDIANS, ORGANS & GLANDS

CHINESE MERIDIAN	SMALL INTESTINE	STOMACH, PANCREAS	LUNG, LARGE INTESTINE	LIVER / GALL-BLADDER	KIDNEY/ BLADDER	LIVER / GALL-BLADDER	LUNG, LARGE INTESTINE	STOMACH, PANCREAS	SMALL INTESTINE							
ORGANS	heart, duodenum	#2, 3 pancreas, #2, 3 stomach, #2 bladder, #3 kidneys, #3 liver, #2, 3 r. breast	#4 s. intestine, # 4, 5 liver, #4, 5 l. intestine, #4 gallbladder, #4 duodenum, #4, 5 r. lung, #5 stomach, #5 pancreas	heart, r. liver, gallbladder	#7-10 kidneys, #7-10 bladder, #7-10 urogenital	heart, l. liver, l. bile ducts	#12 stomach, #12 pancreas, #12, 13 liver, #12, 13 l. intestine, #13 s. intestine, #12, 13 l. lung, #13 gallbladder, #13 duodenum	#14 kidney, #14 liver, #14, 15 spleen, #14, 15 stomach, #14, 15 l. breast, #15 bladder	heart, jejunum, l. ileum							
GLANDS	pituitary (ant. lobe)	#2 parathyroid, #2 adrenal, #2 pineal, #3 pituitary, #3 thyroid	#4, 5 thyroid, #4 thymus, #5 pituitary (post. lobe)	pituitary (post. lobe)	# 7-10 pineal, #8 ,9 epididymis	pituitary (post. lobe)	#12 pituitary (post. lobe), #12, 13 thyroid, #13 thymus	#14 pituitary, #14 thyroid, #15 parathyroid, #15 adrenal, #15 pineal	pituitary (ant. lobe)							
		RIGHT SIDE				LEFT SIDE										
																
																
CHINESE MERIDIAN	SMALL INTESTINE	LUNG, LARGE INTESTINE	STOMACH, PANCREAS	LIVER / GALL-BLADDER	KIDNEY/ BLADDER	LIVER / GALL-BLADDER	STOMACH, PANCREAS	LUNG, LARGE INTESTINE	SMALL INTESTINE							
ORGANS	heart, ileocecal, r. ileum	#30, 31 l. intestine, #30, 31 ileocecal, #31 r. lung	#28, 29 pancreas, #28 liver, #28, 29 stomach, #28, 29 r. breast, #28, 29 pylorus	pancreas, liver, gall-bladder, lungs	#23, 24 l. kidney, #25,26 r. kidneys, #23-26 bladder, #23-26 urogenital	pancreas, liver, l. bile ducts, lungs	#20, 21 stomach, #20, 21 l. breast, #20, 21 spleen, #21 liver, #21 pancreas	#18, 19 l. l. intestine, #18, 19 l. lung	liver, heart, jejunum, l. ileum							
GLANDS	N/A	#30 pituitary, #31 pineal, #31 appendages	#28 gonads, #29 thyroid	gonads	#23-26 adrenals, #24, 25 epididymis	gonads	#20 thyroid, #21 gonads	#18 pineal, #18 appendages, #19 pituitary	N/A							



MERIDIAN TOOTH CHART- VERTEBRAE, MUSCULAR, & JOINTS

VERTEBRAE	MUSCLES	JOINTS	TOOTH	VERTEBRAE	MUSCLES	JOINTS	TOOTH	VERTEBRAE	MUSCLES	JOINTS	TOOTH
C7, T1, T5, T6, S1, S2	trunk, lower & upper extremities musculature	shoulder, elbow, ulnar hand, plantar foot, toes, sacro-iliac joint	1, 32	C7, T1, T5, T6, S1, S2	trunk, lower & upper extremities musculature	shoulder, elbow, ulnar hand, plantar foot, toes, sacro-iliac joint	1, 32	C7, T1, T5, T6, S1, S2	trunk, lower & upper extremities musculature	shoulder, elbow, ulnar hand, plantar foot, toes, sacro-iliac joint	1, 32
T11,12 L1	trunk musculature	#2,3 knee (ant.), #2,3 mandible, #2 shoulder	2, 3, 31, 30	T11,12 L1	trunk musculature	mandibular joint knee (ant.)	14, 15, 19, 18	T11,12 L1	trunk musculature	mandibular joint knee (ant.)	14, 15, 19, 18
C5,6,7 T3,4 L4,5	trunk and extremities musculature	radial hand, foot, big toe, shoulder, elbow	4, 5, 29, 28	C5,6,7 T3,4 L4,5	trunk and extremities musculature	radial hand, foot, big toe, shoulder, elbow	4, 5, 29, 28	C5,6,7 T3,4 L4,5	trunk and extremities musculature	radial hand, foot, big toe, shoulder, elbow	4, 5, 29, 28
T9,10	trunk musculature	foot, hip, knee (post.)	6, 27	T9,10	n/a	foot, hips, knee (post.)	6, 27	T9,10	trunk musculature	foot, hip, knee (post.)	11, 22
L2,3 S4,5 COCCYX	lower extremities	foot, sacrum & coccyx, knee (post.)	7, 8, 9, 10, 26, 25, 24, 23	L2,3 S3,4,5 COCCYX	lower extremities	foot, sacrum & coccyx, knee (post.)	7, 8, 9, 10, 26, 25, 24, 23	L2,3 S4,5 COCCYX	lower extremities	foot, sacrum & coccyx, knee (post.)	7, 8, 9, 10, 26, 25, 24, 23
T9,10	trunk musculature	foot, hip, knee (post.)	11, 22	T9,10	n/a	foot, hips, knee (post.)	11, 22	T9,10	trunk musculature	foot, hip, knee (post.)	11, 22
C5,6,7 T3,4 L4,5	trunk, lower & upper extremities musculature	radial hand, foot, big toe, shoulder, elbow	12, 13, 21, 20	C5,6,7 T3,4 L4,5	#20, #21 trunk musculature, #21 maxillary sinus	knee (ant.), mandibular joint	12, 13, 21, 20	C5,6,7 T3,4 L4,5	trunk, lower & upper extremities musculature	shoulder, elbow, big toe, radial hand, foot, inner knee, sacroiliac joint, coccygodynia	14, 15, 19, 18
T11,12 L1	trunk musculature	mandibular joint knee (ant.)	14, 15, 19, 18	T11,12 L1	trunk, lower & upper extremities musculature	shoulder, elbow, big toe, radial hand, foot, inner knee, sacroiliac joint, coccygodynia	14, 15, 19, 18	T11,12 L1	trunk musculature	mandibular joint knee (ant.)	14, 15, 19, 18
C7 T1,5,6 S1,2	trunk, lower & upper extremities musculature	shoulder, elbow, ulnar hand, plantar foot, toes, sacro-iliac joint	16, 17	C7 T1,5,6 S1,2	trunk, lower & upper extremities musculature	shoulder, elbow, ulnar hand, plantar foot, toes, sacro-iliac joint	16, 17	C7 T1,5,6 S1,2	trunk, lower & upper extremities musculature	shoulder, elbow, ulnar hand, plantar foot, toes, sacro-iliac joint	16, 17

RIGHT SIDE

LEFT SIDE

